


New Entrant Information Brochure

The booklet includes information you need to know before your child starts at school, their first day, as well as information about other key aspects of school while your child is at Thames View.

You will find various top tips which are things other parents have found helpful to know and wanted to share. Top tips are easy to spot and look like this:



<u>Contents</u>	
Useful abbreviations used in School	2
Your child's first day	3
Dropping your child off at school	4
Collecting your child from school	4
Absence / Health Care	5
School Uniform	6
House Points	7
School Meals / Cool Milk / Fruit	8
Home Learning	9
Reading	9
Key events throughout the school year	10
Communication with School	11/12
Useful contact information	13

<u>Useful abbreviations</u>	
Child Initiated	Independent learning, chosen by the child
CVC	Consonant, Vowel, Consonant words
EYFS	Early Years Foundation Stage (Reception Classes)
HRSW	Harder to read and Spell words
KS1	Key Stage 1 (Years 1 & 2)
KS2	Key Stage 2 (Years 3,4,5& 6)
PPA	Planning, Preparation and Assessment time for Teachers
SDD	Staff Development Day (Inset Day)
Tag Day	Non-uniform Day
Tapestry	On-line Learning Journey
TVPS	Thames View Primary School
UIFSM	Universal Infant Free School Meals (Year R—Year 2)

A typical day in Sunrise and Pippin Classes

Dropping your child at school

8.35	Children may arrive on the school grounds—Children to wait on main playground and not go round to their classrooms till 8:40.
8.40	Classroom doors are opened & Registration
8.50 - 9.15	Phonics
9.15-10.55	Individual/group focus activities and child-initiated play
10.55-11.35	Large group Literacy and Reading activities
11.40-12.40	Lunchtime
12.40-12.50	Registration
12.50-1.15	Large group Maths
1.15-2.45	Individual/group focus activities and child-initiated play
2.45-3.10	Story time
3.15	Home-time



Class Groups - your child will be initially allocated a group in their first few weeks in class. This is not ability based.

First day in school

When your child starts in Reception, you will receive a letter giving you a start day and time for your child. Take your child to their classroom. Once your child is settled you can leave and come back to collect them at 11.45am.

Sunrise Class:

Walk across the infant playground through the wooden gate and past the nursery. Through the metal gate and you will arrive at Sunrise Class. Please wait there for your teacher.

Pippin Class:

Continue through Sunrise Class garden and follow the path round the back of the school. You will come to a small grassed area with a little hill. Please wait outside the green metal gate for your teacher.

Subsequent days at school

Take your child to their classroom door for 8.40am where they can enter the class independently.

Whilst waiting please make sure your child stays with you and doesn't play on the outside school equipment. This is so important as over the years many items have been ruined or broken through neglect before school.

Starting School

Prior to starting school please could you encourage your child to be independent in the following areas:

- Opening food items i.e. crisp packets
- Toileting
- Dressing / undressing
- Tidying up their equipment /toys




Collecting your child from school

Reception finish at 3.15pm each day and children can be collected from their classroom doors once the teacher sees you.

If somebody different is collecting your child from school, please inform the class teacher that day to let them know. If the teacher does not know the person collecting your child and has not received notification, they will not allow your child to leave with them.

If you have to collect your child during the school day, please go to the main office at the top of the drive to sign them out.



The class gardens are very busy at home time so try to stand in a similar place each day and when you see your child is next in line, give the teacher a wave so they spot you quickly. This helps enormously and speeds up the process for everyone.

Sickness/Absence



Please inform the office if you know that your child will be absent. If your child has suffered from sickness or diarrhoea, our school policy states that your child has to be absent from school for **48 hours** after their last episode.

This is to ensure that they are well again to return to school.

Medical Conditions

If your child has a continuing medical condition; i.e. Asthma, Eczema, Diabetes, or any long term condition, please complete the Health Care Plan included in your pack.

If your child has medication, e.g. an asthma pump/epi pen, then this must be brought direct to the school office to be logged.

If your child has any food allergies, please complete the forms so we can be aware if there are any special requirements necessary.

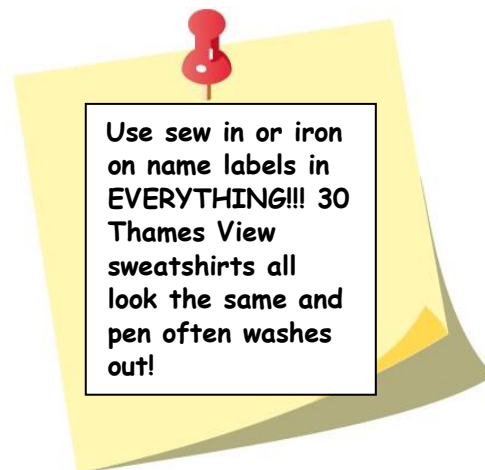
Dental / Medical and Hospital appointments?

If an appointment cannot be organised outside of school hours, then please email or telephone the school office to inform us that your child will be late or picked up early.

School Uniform Ordering Information.

Our School Uniform is:

- Grey trousers, skirt or dress
- White shirt or polo shirt
- Navy Sweatshirt or cardigan
- Blue Gingham Dress
- Black shoes (no trainers)
- Water Bottle (water only)



PE Kit

House PE T-shirt (your child's house colour is on your welcome letter)

Navy shorts

Black pumps

PE bag

Your child may wear their PE to school on their PE day. Pippin - Tuesday and Sunrise - Wednesday.

Book Bags

Many children like to hang something, for example a small key ring, to their school bag/school fleece so they instantly know which one is theirs.



Uniform

We have made some changes to improve the system for supplying school uniform. You can now order and pay for school uniform online from **School Trends** by following the link

<https://www.schooltrends.co.uk/uniform/ThamesViewPrimarySchoolME87DX>

Alternatively visit www.schooltrends.co.uk Simply go to the website address, then select 'Find My School' and follow the order instructions.

There are no minimum order quantities and your uniform will be delivered directly to your chosen address. As well as our approved decorated school uniform, with the school logo, you are also able to order plain items such as trousers, skirts and shirts.

Other ordering information including sizes, delivery information and the returns procedure is also available online.

Please consider visiting our ECO Shop for pre-loved uniform and more in the KS1 building open daily from 8:35-9:00 and Tuesdays and Thursdays - 3:10-3:45.

Toys

We ask that children do not bring in any toys to school. These can often get lost / broken or can cause arguments.

Jewellery

Children should not wear any watches / jewellery as these can be of value and get broken easily.

PE Lessons & Jewellery

If your child has pierced ears we ask that they are removed on the days of PE lessons as staff are unable to take them out, and children are unable to take part in PE lessons with earrings in.

IMPORTANT: Please remember to remove earrings before coming to school on PE days.

House Points

On starting school children are put into one of the following houses. Your child will have been allocated a House in their welcome letter. If they have a sibling already in school, they will be allocated to the same House.

Each House has its own colour as shown below: -

ROWLING	WALLIAMS
DONALDSON	DAHL

Children will stay in the same House throughout Primary School and any siblings who join the school will be put into the same House. Activities in school are often held in houses. This encourages team building and helps forge friendships across different year groups.

School dinners / Milk / Fruit & Vegetable Scheme

Universal Infant Free School Meals— UIFSM

Currently, under the Government's Universal Infant Free School Meals Scheme, all children in EYFS and KS1 can receive a free school meal, or, if you prefer they can bring a packed lunch. Please **DO NOT** send in chocolate or sweets.



When your child moves to KS2 (Year 3) the school meals are chargeable.

Cool Milk

Until your child is 5 years old, they are entitled to free school milk. This is provided through a company called Cool Milk. You may register your child online via the Cool Milk website: www.coolmilk.com



Once your child reaches 5 years old you will need to purchase school milk, any payments are made directly to them. All information can be found on their website.

Fruit & Vegetable Scheme

The Government provide, for EYFS & KS1 age children a free piece of fruit or vegetable each school day. These are given to the children as a healthy snack. It is not necessary to send your child in with a snack.



Home learning

After the children have settled they will receive a reading record book. Please record any reading your child does at home in this book. This helps us have an idea of how they are doing at home.

Thames View Primary School uses a scheme called Essential Letters and Sounds to teach our children to read. At first the books sent home will have few or no words. Please encourage your child to use the pictures to tell the story, this is an important skill to develop.

As the children progress, the amount of words/comprehensive level will increase. Children will receive 2 books per week to read at home one hard copy and one online. These books will be changed on a Tuesday each week.

Children that read on at least three separate days (and it is recorded in their reading record) will also be recognised e.g. with stickers or small treats.



Make sure your child brings their reading record book and their reading book to school **every** day, as even if the book gets changed on a Tuesday, individual and group reading in class could be on any day.



We regularly assess your child's reading ability. This evaluation looks at the fluency of the reader, the expression used as well as the understanding and recall of the book. Once you have listened to your child read their book fill in the reading diary every day to record their progress and improvement.



Rainham and Gillingham libraries have a fabulous range of books, for those learning to read and for those who read fluently, both fiction and non-fiction. It's free to borrow books and with online ordering too it's easy to find books at your child's reading level.

Tapestry

Tapestry is an online journal that records your child's achievements at home and in school. During the first term you will be sent a link to active your child's learning journal. Things that you do at home can be uploaded, so we can celebrate your child's success with the rest of the class.

Key events throughout the school

Children do enjoy having their parents come into school and there are lots of occasions, where you will be able to come and visit throughout the year. Some are explained below:

Themed days

This is where parents are invited in at the end of the day to see what the children have been doing. We recently have had a *Marvellous Maths* day, where the children spent the whole day making different patterns and creations, to show off to the Parents.

Christmas:

There are various activities held during the Christmas period, from Christmas productions to Christmas dinner and school discos. More information including dates, any costs will be given nearer the time in a separate letter.



Sports Day: (families and friends welcome to attend) This is normally held during the summer term. Children will wear their coloured "House" PE T-shirt to show their team and earn house -points for their House.

Rewards and recognition

We promote learning and good behaviour through praise, encouragement and by celebrating success. There are a number of ways children are rewarded and recognised throughout the School i.e. star of the week, star reader etc. Blue cards are given for outstanding behaviour and the children will be rewarded e.g. with a dog walk


Communication with School

There are lots of ways that school communicates with parents and help you stay up to date:

Thames View use **Arbor**, an email based system to share newsletters / letters / information to Parents.

All parents email addresses and mobile numbers are entered onto the Arbor system when you join the school. This reduces the use of paper and it ensures information gets straight to parents as quickly as possible.

If you change your email address, please inform the school office so that the records can be updated as soon as possible.



Thames View **Newsletter**: during each term you will receive weekly newsletters from our Principal. They will show events and information for the term and also to let parents know what has been happening. This will also include dates for your diary.

We have a **School Noticeboard** situated on the driveway, please keep an eye on this as any new information is put in there for parents, along with a copy of the current newsletter.

Letters from school

Letters will be emailed out for things like school trips, consent forms requiring your permission. Please complete and return to the class teacher as soon as possible. Any problems please see the class teacher or the school office.



Tapestry

You can message your child's teacher through Tapestry and they are able to respond.

Meeting with your child's teacher

If you want to contact your child's teacher, you have a number of options. If you need to ensure the teacher receives the message on the day, then you can:

- Give your child a letter to hand to their teacher (or hand it to the teacher yourself)
- Ask the teacher when you drop your child in the morning when you could arrange a suitable time to talk to them
- There's often a chance to have a very quick chat with the teacher at the end of the day. *If you require a longer conversation, please contact the school office to arrange an appointment.*
- Phone the school office and leave a message for the teacher—remember to say if it is urgent and they will call you back when they can.

School Closures

Whilst the school is determined always to stay open, severe inclement weather such as snow can mean that it isn't safe for pupils to be in school.



On these rare occasions the school uses their website and Arbor.

Parents' Meetings

Parent meetings usually take place in November and July. These are opportunities for you to discuss your child's progress and ask any questions you may have to the Class Teacher.

At the end of the school year you will receive a final School report for the year.



Go through your child's book bag **daily** to see what letters/information they have brought home.

Pastoral Support Liaison Worker

If you require family support of any kind, please contact (through the school office) our Pastoral Support Liaison Worker, Mrs C Flynn, who will be pleased to help.

Our School website:

www.thamesviewprimary.medway.sch.uk

The school website is a great information tool. Have a look here for the school calendar, information on staff, the latest newsletter, school policies and lots more. There is also a Year group page that will outline the learning for the term.

School email address:

office@thamesviewprimary.medway.sch.uk

School Office Telephone number:

01634 335490

The main School Office is situated at the top of the drive on the left. If you are bringing your child into school late or need to collect them early for an appointment, please come to the main office and we will contact the class to collect your child.

If you would like to make an appointment with the class teacher, Key Stage leader, Pastoral Support Liaison Worker, Inclusions Manager or School Principal please contact the school office.